



BSI Standards Publication

Hot rolled products of structural steels

Part 3: Technical delivery conditions for normalized/
normalized rolled weldable fine grain structural steels

bsi.

<https://www.botopsteelpipe.com>

National foreword

This British Standard is the UK implementation of EN 10025-3:2019. It supersedes BS EN 10025-3:2004, which is withdrawn.

The UK participation in its preparation was entrusted to Technical Committee ISE/103, Structural Steels Other Than Reinforcements.

A list of organizations represented on this committee can be obtained on request to its secretary.

This publication does not purport to include all the necessary provisions of a contract. Users are responsible for its correct application.

© The British Standards Institution 2019
Published by BSI Standards Limited 2019

ISBN 978 0 580 73967 5

ICS 77.140.10; 91.100.99; 77.140.50

Compliance with a British Standard cannot confer immunity from legal obligations.

This British Standard was published under the authority of the Standards Policy and Strategy Committee on 31 August 2019.

Amendments/corrigenda issued since publication

Date	Text affected
------	---------------

EUROPEAN STANDARD

EN 10025-3

NORME EUROPÉENNE

EUROPÄISCHE NORM

August 2019

ICS 77.140.10; 77.140.50

Supersedes EN 10025-3:2004

English Version

Hot rolled products of structural steels - Part 3: Technical delivery conditions for normalized/normalized rolled weldable fine grain structural steels

Produits laminés à chaud en aciers de construction -
Partie 3 : Conditions techniques de livraison pour les
aciers de construction soudable à l'état
normalisé/laminage normalisant

Warmgewalzte Erzeugnisse aus Baustählen - Teil 3:
Technische Lieferbedingungen für
normalgeglühte/normalisierend gewalzte
schweißgeeignete Feinkornbaustähle

This European Standard was approved by CEN on 16 June 2019.

CEN members are bound to comply with the CEN/CENELEC Internal Regulations which stipulate the conditions for giving this European Standard the status of a national standard without any alteration. Up-to-date lists and bibliographical references concerning such national standards may be obtained on application to the CEN-CENELEC Management Centre or to any CEN member.

This European Standard exists in three official versions (English, French, German). A version in any other language made by translation under the responsibility of a CEN member into its own language and notified to the CEN-CENELEC Management Centre has the same status as the official versions.

CEN members are the national standards bodies of Austria, Belgium, Bulgaria, Croatia, Cyprus, Czech Republic, Denmark, Estonia, Finland, France, Germany, Greece, Hungary, Iceland, Ireland, Italy, Latvia, Lithuania, Luxembourg, Malta, Netherlands, Norway, Poland, Portugal, Republic of North Macedonia, Romania, Serbia, Slovakia, Slovenia, Spain, Sweden, Switzerland, Turkey and United Kingdom.



EUROPEAN COMMITTEE FOR STANDARDIZATION
COMITÉ EUROPÉEN DE NORMALISATION
EUROPÄISCHES KOMITEE FÜR NORMUNG

CEN-CENELEC Management Centre: Rue de la Science 23, B-1040 Brussels

Contents		Page
European foreword		3
1	Scope.....	5
2	Normative references.....	5
3	Terms and definitions	7
4	Classification and designation	8
4.1	Classification.....	8
4.2	Designation	8
5	Information to be supplied by the purchaser.....	9
5.1	Mandatory information	9
5.2	Options.....	9
6	Manufacturing process	9
6.1	Steel making process	9
6.2	Deoxidation and grain structure.....	9
6.3	Delivery conditions	9
7	Requirements.....	10
7.1	General.....	10
7.2	Chemical composition	10
7.3	Mechanical properties	10
7.4	Technological properties.....	11
7.5	Surface properties	13
7.6	Internal soundness.....	13
7.7	Dimensions, tolerances on dimensions and shape, mass.....	13
8	Inspection	14
8.1	Type of inspection and inspection document.....	14
8.2	Content of inspection document.....	14
8.3	Tests to be carried out	14
9	Frequency of testing and preparation of samples and test pieces.....	15
9.1	Frequency of testing	15
9.2	Preparation of samples and test pieces.....	15
9.3	Identification of samples and test pieces	16
10	Test methods	17
10.1	Chemical analysis.....	17
10.2	Mechanical tests	17
10.3	Ultrasonic testing.....	18
10.4	Retests.....	18
11	Marking, labelling, packaging	18
12	Complaints.....	18
13	Options.....	19
Annex A (normative) Locations of samples and test pieces		26
Annex B (informative) List of Options of EN 10025 2 to –6		29
Bibliography		31

European foreword

This document (EN 10025-3:2019) has been prepared by Technical Committee CEN/TC 459/SC 3 “Structural steels other than reinforcements”, the secretariat of which is held by DIN.

This European Standard shall be given the status of a national standard, either by publication of an identical text or by endorsement, at the latest by February 2020 and conflicting national standards shall be withdrawn at the latest by February 2020.

Attention is drawn to the possibility that some of the elements of this document may be the subject of patent rights. CEN shall not be held responsible for identifying any or all such patent rights.

This document supersedes EN 10025-3:2004

This document consists of the following parts, under the general title *Hot rolled products of structural steels*:

- *Part 1: General technical delivery conditions*
- *Part 2: Technical delivery conditions for non-alloy structural steels*
- *Part 3: Technical delivery conditions for normalized/normalized rolled weldable fine grain structural steels*
- *Part 4: Technical delivery conditions for thermomechanical rolled weldable fine grain structural steels*
- *Part 5: Technical delivery conditions for structural steels with improved atmospheric corrosion resistance*
- *Part 6: Technical delivery conditions for flat products of high yield strength structural steels in the quenched and tempered condition*

For a short transition period there will be a coexistence of EN 10025-1:2004 with EN 10025-2:2018 to -6:2018, since the new EN 10025-1 has to fulfil the requirements of the CPR and will therefore be published later. For this short transition period up-to-the publication of the next edition of part 1 the following are to be taken into account for EN 10025-1:2004:

- a) all dated and undated references to EN 10025-1:2004 to -6:2004 are unchanged to this version with following exception: In 9.2.2.1 the references are 8.3.1 and 8.3.2 instead of 8.4.1 and 8.4.2,
- b) Clauses 5, 12 and 13 of EN 10025-1:2004 are no longer relevant.

The main changes with respect to the previous edition are listed below:

- a) part 3 is now a stand-alone standard for technical delivery conditions including the preparation of samples and test pieces, the test methods, the marking, labelling and packaging and the drawings;
- b) for applications under the CPR this document and part 1 are used together;
- c) requirements for elements not defined were added to 7.2.1 and 7.2.2;
- d) Option 33 was added, Option 3 was renumbered to Option 24 and Option 9 was deleted;
- e) Si-content in 7.2.4 was changed;
- f) 7.4.3 concerning hot-dip zinc coating was modified;

- g) key to Figure A.1 was updated;
- h) Annex B concerning the corresponding EURONORMS was deleted;
- i) references were updated and the document was editorially revised.

According to the CEN-CENELEC Internal Regulations, the national standards organisations of the following countries are bound to implement this European Standard: Austria, Belgium, Bulgaria, Croatia, Cyprus, Czech Republic, Denmark, Estonia, Finland, Republic of North Macedonia, France, Germany, Greece, Hungary, Iceland, Ireland, Italy, Latvia, Lithuania, Luxembourg, Malta, Netherlands, Norway, Poland, Portugal, Romania, Serbia, Slovakia, Slovenia, Spain, Sweden, Switzerland, Turkey and the United Kingdom.

Botop Steel

1 Scope

This document specifies technical delivery conditions for flat and long products of hot rolled weldable fine grain structural steels in the normalized/normalized rolled delivery condition in the grades and qualities given in Tables 1 to 3 (chemical composition) and Tables 4 to 6 (mechanical properties) in thickness ≤ 250 mm.

The steels specified in this document are especially intended for use in heavily loaded parts of welded structures such as, bridges, flood gates, storages tanks, water supply tanks, etc., for service at ambient and low temperatures.

2 Normative references

The following documents are referred to in the text in such a way that some or all of their content constitutes requirements of this document. For dated references, only the edition cited applies. For undated references, the latest edition of the referenced document (including any amendments) applies.

EN 1011-2, *Welding — Recommendations for welding of metallic materials — Part 2: Arc welding of ferritic steels*

EN 10017, *Steel rod for drawing and/or cold rolling — Dimensions and tolerances*

EN 10020:2000, *Definition and classification of grades of steel*

EN 10021, *General technical delivery conditions for steel products*

EN 10024, *Hot rolled taper flange I sections — Tolerances on shape and dimensions*

EN 10025-1, *Hot rolled products of structural steels — Part 1: General technical delivery conditions*

EN 10027-1, *Designation systems for steels — Part 1: Steel names*

EN 10027-2, *Designation systems for steels — Part 2: Numerical system*

EN 10029, *Hot-rolled steel plates 3 mm thick or above — Tolerances on dimensions and shape*

EN 10034, *Structural steel I and H sections — Tolerances on shape and dimensions*

EN 10048, *Hot rolled narrow steel strip — Tolerances on dimensions and shape*

EN 10051, *Continuously hot-rolled strip and plate/sheet cut from wide strip of non-alloy and alloy steels — Tolerances on dimensions and shape*

EN 10055, *Hot rolled steel equal flange tees with radiused root and toes — Dimensions and tolerances on shape and dimensions*

EN 10056-1, *Structural steel equal and unequal leg angles — Part 1: Dimensions*

EN 10056-2, *Structural steel equal and unequal leg angles — Part 2: Tolerances on shape and dimensions*

EN 10058, *Hot rolled flat steel bars and steel wide flats for general purposes — Dimensions and tolerances on shape and dimensions*

EN 10059, *Hot rolled square steel bars for general purposes — Dimensions and tolerances on shape and dimensions*

EN 10060, *Hot rolled round steel bars for general purposes — Dimensions and tolerances on shape and dimensions*

EN 10061, *Hot rolled hexagon steel bars for general purposes — Dimensions and tolerances on shape and dimensions*

EN 10067, *Hot rolled bulb flats — Dimensions and tolerances on shape, dimensions and mass*

EN 10079, *Definition of steel products*

EN 10160, *Ultrasonic testing of steel flat product of thickness equal or greater than 6 mm (reflection method)*

EN 10163-1, *Delivery requirements for surface condition of hot-rolled steel plates, wide flats and sections — Part 1: General requirements*

EN 10163-2, *Delivery requirements for surface condition of hot-rolled steel plates, wide flats and sections — Part 2: Plate and wide flats*

EN 10163-3, *Delivery requirements for surface condition of hot-rolled steel plates, wide flats and sections — Part 3: Sections*

EN 10164, *Steel products with improved deformation properties perpendicular to the surface of the product — Technical delivery conditions*

EN 10168, *Steel products — Inspection documents — List of information and description*

EN 10204, *Metallic products — Types of inspection documents*

EN 10279, *Hot rolled steel channels — Tolerances on shape, dimensions and mass*

EN 10306, *Iron and steel — Ultrasonic testing of H beams with parallel flanges and IPE beams*

EN 10308, *Non destructive testing — Ultrasonic testing of steel bars*

EN 10315, *Routine method for analysis of high alloy steel by X-ray Fluorescence Spectrometry (XRF) by using a near by technique*

CR 10320, *Optical emission analysis of low alloy steels (routine method) — Method for determination of C, Si, S, P, Mn, Cr, Ni and Cu*

CEN/TR 10347, *Guidance for forming of structural steels in processing*

EN 10363, *Continuously hot-rolled patterned steel strip and plate/sheet cut from wide strip — Tolerances on dimensions and shape*

EN 10365, *Hot rolled steel channels, I and H sections — Dimensions and masses*

EN ISO 148-1, *Metallic materials — Charpy pendulum impact test — Part 1: Test method (ISO 148-1)*

EN ISO 377, *Steel and steel products — Location and preparation of samples and test pieces for mechanical testing (ISO 377)*

EN ISO 2566-1, *Steel — Conversion of elongation values — Part 1: Carbon and low alloy steels (ISO 2566-1)*

EN ISO 6892-1:2016, *Metallic materials — Tensile testing — Part 1: Method of test at room temperature (ISO 6892-1:2016)*

EN ISO 9443, *Surface quality classes for hot-rolled bars and wire rod (ISO 9443)*

EN ISO 14284, *Steel and iron — Sampling and preparation of samples for the determination of chemical composition (ISO 14284)*

EN ISO 14713-2:2009, *Zinc coatings — Guidelines and recommendations for the protection against corrosion of iron and steel in structures — Part 2: Hot dip galvanizing (ISO 14713-2:2009)*

EN ISO 15350, *Steel and iron — Determination of total carbon and sulfur content — Infrared absorption method after combustion in an induction furnace (routine method) (ISO 15350)*

3 Terms and definitions

For the purposes of this document, the terms and definitions given in EN 10079 and the following apply.

ISO and IEC maintain terminological databases for use in standardization at the following addresses:

- IEC Electropedia: available at <http://www.electropedia.org/>
- ISO Online browsing platform: available at <http://www.iso.org/obp>

3.1

normalized rolled

rolling process in which the final deformation is carried out in a certain temperature range leading to a material condition equivalent to that obtained after normalizing so that the specified values of the mechanical properties are retained even after normalizing

Note 1 to entry: In international publications for both the normalizing rolling, as well as the thermomechanical rolling, the expression “controlled rolling” may be found. However in view of the different applicability of the products a distinction of the terms is necessary.

3.2

normalizing

heat treatment consisting of austenitizing followed by air cooling

3.3

fine grain steels

steels with fine grain structure with an equivalent index of ferritic grain size ≥ 6

Note 1 to entry: For the determination of grain sizes see EN ISO 643.

4 Classification and designation

4.1 Classification

4.1.1 Main quality classes

The steel grade S275 specified in this document shall be classified as non-alloy quality steel and steel grade S355 shall be classified as alloy quality steel and the steel grades S420 and S460 specified in this document shall be classified as alloy special steels according to EN 10020.

4.1.2 Grades and qualities

This document specifies four steel grades S275, S355, S420 and S460.

All the steel grades may be supplied in the following qualities as specified at the time of the order:

- with specified minimum values of impact energy at temperatures not lower than -20 °C , designated as N;
- with specified minimum values of impact energy at temperatures not lower than -50 °C , designated as NL.

4.2 Designation

4.2.1 For the steel grades covered by this document the steel names shall be allocated in accordance with EN 10027-1; the steel numbers shall be allocated in accordance with EN 10027-2.

4.2.2 The designation shall consist of:

- number of this document (EN 10025-3);
- steel name or the steel number; the steel name consisting of:
 - symbol S (for structural steel);
 - indication of the minimum specified yield strength for thickness $\leq 16\text{ mm}$ expressed in MPa;
 - delivery condition N;
 - capital letter L for the quality with specified minimum values of impact energy at temperatures not lower than -50 °C .

EXAMPLE Normalized/normalized rolled structural steel (S) with a specified minimum yield strength at room temperature of 355 MPa, and with a specified minimum of impact energy at -50 °C :

EN 10025-3 - S355NL

Or

EN 10025-3 - 1.0546

5 Information to be supplied by the purchaser

5.1 Mandatory information

The following information shall be supplied by the purchaser at the time of the order:

- a) quantity to be delivered;
- b) product form and the number of the standard for dimensions and tolerances (see 2.2);
- c) nominal dimensions and tolerances on dimensions and shape (see 7.7.1);
- d) steel designation (see 4.2.2);
- e) additional requirements of inspection and testing and all required options (see 5.2 and Clause 13);
- f) type of inspection document according to EN 10204 (see 8.1).

5.2 Options

A number of options are specified in Clause 13. In the event that the purchaser does not indicate his wish to implement any of these options, the supplier shall supply in accordance with the basic specification, see 5.1 a) to d) and f).

6 Manufacturing process

6.1 Steel making process

The steel making process is at the discretion of the manufacturer with the exclusion of the open hearth (Siemens-Martin) process.

See **Option 1**, Clause 13 (details of manufacturing process).

6.2 Deoxidation and grain structure

Steels of EN 10025-3 shall

- be fully killed;
- have a fine grain structure;
- contain nitrogen binding elements in amounts sufficient to bind the available nitrogen (for example min. 0,020 % total aluminium). The usual guideline is a minimum aluminium to nitrogen ratio of 2:1, when no other nitrogen binding elements are present. Such other elements and their content (% mass) shall be reported in the inspection document (see Table 1).

6.3 Delivery conditions

The products shall be supplied normalized or in an equivalent condition obtained by normalizing rolling as defined in Clause 3.

For steels with a minimum yield strength ≥ 420 MPa, delayed cooling or additional tempering may be carried out after normalizing or normalizing rolling. If such a treatment is performed, this shall be noted in the inspection document.

7 Requirements

7.1 General

The requirements of 7.2 and 7.3 apply for sampling, preparation of test pieces and testing specified in Clauses 9 and 10.

7.2 Chemical composition

7.2.1 The chemical composition determined by heat analysis shall comply with the specified values of Table 1.

For elements not defined in the table for the chemical composition for heat analysis, limit values of Table 1 of EN 10020:2000 shall apply as maximum values.

7.2.2 The limits applicable for the product analysis are given in Table 2. The product analysis shall be carried out when specified at the time of the order.

See **Option 2**, Clause 13 (product analysis).

For elements not defined in the table for the chemical composition for product analysis, limit values of Table 1 of EN 10020:2000 shall apply as maximum values.

7.2.3 The maximum carbon equivalent values based on the heat analysis, given in Table 3 shall apply.

For determining the carbon equivalent value the following IIW (International Institute of Welding) formula shall be used:

$$CEV = C + \frac{Mn}{6} + \frac{Cr + Mo + V}{5} + \frac{Ni + Cu}{15}$$

7.2.4 When products are supplied with a control on Si e.g. for hot-dip zinc-coating so that there could be a need to increase the content of other elements like C and Mn to achieve the required tensile properties, the maximum carbon equivalent values of Table 3 shall be increased as follows:

- for Si ≤ 0,04 %, increase the value of the CEV by 0,02;
- for Si ≤ 0,25 %, increase the value of the CEV by 0,01.

7.3 Mechanical properties

7.3.1 General

7.3.1.1 Under the inspection and testing conditions, as specified in Clauses 8, 9 and 10, and in the delivery condition, as specified in 6.3, as well as after normalizing heat treatment after delivery (including delayed cooling or tempering if needed for steels with a minimum yield strength ≥ 420 MPa) the mechanical properties shall comply with the values given in Tables 4 to 6.

Stress relieving at more than 580 °C or for over 1 h can lead to a deterioration of the mechanical properties of the steel grades. For flat products the maximum stress relief temperature should be 560 °C. If the purchaser intends to stress relief the products at higher temperatures or for longer times than mentioned above the minimum values of the mechanical properties after such a treatment should be agreed upon at the time of the order.

7.3.1.2 For flat and bar products ordered and supplied in the normalized or normalized rolled condition the mechanical properties shall comply with the relevant tables for mechanical properties in the normalized or normalized rolled condition or after normalizing by heat treatment after delivery or after hot forming if the provisions of CEN/TR 10347 are satisfied.

7.3.1.3 For flat products the nominal thickness applies. For long products of irregular section the nominal thickness of that part from which the samples are taken applies (see Annex A).

7.3.2 Impact properties

7.3.2.1 The verification of the impact energy value shall be carried out, unless otherwise agreed upon (see 7.3.2.2 and 7.3.2.3) with longitudinal test pieces for:

- quality N at -20 °C;
- quality NL at -50 °C.

7.3.2.2 Another temperature (given in Tables 5 and 6) may be agreed upon at the time of the order.

See **Option 24**, Clause 13 (Agreement on another impact test temperature).

7.3.2.3 If agreed upon at the time of the order the impact properties shall be verified on transverse V-notch test pieces instead of longitudinal test pieces with minimum values as given in Table 6.

See **Option 30**, Clause 13 (Impact properties verified on transverse test pieces).

7.3.2.4 If specified at the time of the order for flat products out of each parent plate or coil the impact properties only or the impact properties and the tensile properties shall be verified.

See **Option 13**, Clause 13 (For flat products on each parent plate or coil impact properties only to be verified).

See **Option 14**, Clause 13 (For flat products on each parent plate or coil impact and tensile properties to be verified).

7.3.3 Improved deformation properties perpendicular to the surface

If agreed upon at the time of the order flat and long products shall comply with one of the requirements specified in EN 10164.

See **Option 4**, Clause 13 (Deformation properties perpendicular to the surface).

7.4 Technological properties

7.4.1 Weldability

The steels specified in this document shall be suitable for welding.

General requirements for arc welding of the steels specified in this document shall be as given in EN 1011-2.

NOTE With increasing product thickness and strength level, cold cracking can occur. Cold cracking is caused by the following factors in combination:

- the amount of diffusible hydrogen in the weld metal;
- a brittle structure of the heat affected zone;
- significant tensile stress concentrations in the welded joint.

7.4.2 Formability and flame straightening

7.4.2.1 General

Recommendations regarding hot forming, cold forming and flame straightening are laid out in CEN/TR 10347.

7.4.2.2 Hot forming

The products shall comply with the requirements of Tables 4 to 6 if hot forming is carried out after delivery (see 7.3.1.2).

7.4.2.3 Cold formability

7.4.2.3.1 General

NOTE Cold forming leads to reduction in the ductility. Furthermore it is necessary to draw the attention to the risk of brittle fracture in connection with hot-dip zinc-coating.

7.4.2.3.2 Flangeability

If specified at the time of the order plate, sheet, strip and wide flats with a nominal thickness ≤ 16 mm shall be suitable for flanging without cracking with the following minimum bend radii:

- 2 times the nominal thickness with the axis of the bend in transverse direction and 2,5 times the nominal thickness in longitudinal direction for the steel grades S275 and S355;
- 4 times the nominal thickness with the axis of the bend in transverse direction and 5 times the nominal thickness in longitudinal direction for the steel grades S420 and S460.

See **Option 11**, Clause 13 (Flangeability without cracking).

7.4.2.3.3 Roll forming

If specified at the time of the order plate, sheet and strip with a nominal thickness ≤ 8 mm shall be suitable for the production of sections by cold rolling (for example according to EN 10162), with the same minimum bend radii as given in 7.4.2.3.2.

See **Option 12**, Clause 13 (Roll forming for flat products).

NOTE The products suitable for roll forming are also suitable for the manufacture of cold-finished square and rectangular hollow sections.

7.4.3 Hot-dip zinc-coating

EN ISO 1461 should be used to specify coating requirements. EN ISO 14713-2 provides further guidance, including information on the influence of various factors, including steel chemical composition, on the coating formation.

Option 5, Clause 13, can be used to order steels with a chemical composition required for hot-dip zinc coating. When option 5 is implemented, the purchaser and manufacturer shall agree to a steel composition (heat analysis) of silicon and phosphorous according to either Category A (or steels satisfying the formula $Si \leq 0,03 \%$ and $Si + 2,5P \leq 0,09 \%$) or Category B (limited to $0,14 \% \leq Si \leq 0,25 \%$) or Category D (limited to $0,25 \% < Si \leq 0,35 \%$) with required values as cited by the ranges given in EN ISO 14713-2:2009, Table 1, column 2.

NOTE EN ISO 14713-2:2009, Table 1, gives guidance on typical coating characteristics associated with certain steel compositions on the basis of the surface composition of silicon and phosphorous.

The maximum carbon equivalent shall be increased by 0,02 or by 0,01 (see 7.2.4).

See **Option 5**, Clause 13 (Chemical composition for hot dip zinc coating).

7.5 Surface properties

7.5.1 Strip

The surface condition should not impair an application appropriate to the steel grade if adequate processing of the strip is applied.

7.5.2 Plates and wide flats

EN 10163-1 and EN 10163-2 shall apply for the permissible surface discontinuities and for the repair of surface defects by grinding and/or welding. Class A, subclass 1 of EN 10163-2 shall apply. Class B regarding grinding or subclasses 2 or 3 regarding repair by welding can be agreed upon at the time of the order.

See **Option 15**, Clause 13 (Other surface class for plates and wide flats).

7.5.3 Sections

EN 10163-1 and EN 10163-3 shall apply for the permissible surface discontinuities and for the repair of surface defects by grinding and/or welding. Class C, subclass 1 of EN 10163-3 shall apply. Class D regarding grinding or subclasses 2 or 3 regarding repair by welding can be agreed upon at the time of the order.

See **Option 16**, Clause 13 (Other surface class for sections).

7.5.4 Bars and rods

EN ISO 9443 applies for the permissible surface discontinuities and for the repair of surface defects by grinding and/or welding. Class A of EN ISO 9443 shall apply, unless otherwise agreed upon at the time of the order.

See **Option 17**, Clause 13 (Other surface class for bars and rods).

7.6 Internal soundness

Ultrasonic testing may be agreed upon at the time of the order and shall comply with 10.3.

See **Option 6**, Clause 13 (Ultrasonic testing for flat products).

See **Option 7**, Clause 13 (Ultrasonic testing for H beams with parallel flanges and IPE beams).

See **Option 8**, Clause 13 (Ultrasonic testing for bars).

7.7 Dimensions, tolerances on dimensions and shape, mass

7.7.1 Dimensions, tolerances on dimensions and shape shall be in accordance with the requirements given in the order by reference to the following standards: EN 10017, EN 10024, EN 10029, EN 10034, EN 10048, EN 10051, EN 10055, EN 10056-1, EN 10056-2, EN 10058, EN 10059, EN 10060, EN 10061, EN 10067, EN 10279, EN 10363 and EN 10365.

For hot rolled plate tolerances, the basic requirements shall be in accordance with EN 10029, including thickness tolerances to class A, unless otherwise agreed upon at the time of the order.

See **Option 18**, Clause 13 (For plates other thickness tolerance than class A).

For plates cut from continuously hot rolled strip, the thickness tolerances shall be in accordance with EN 10051, unless otherwise agreed upon at the time of the order.

See **Option 34**, Clause 13 (For plates cut from strip thickness tolerances according to EN 10029).

7.7.2 The nominal mass shall be determined from the nominal dimensions using a volumetric mass of 7 850 kg/m³.

8 Inspection

8.1 Type of inspection and inspection document

The products shall be delivered with specific inspection and testing to indicate compliance with the order and this document. The manufacturer shall obtain from the purchaser which of the inspection documents specified in EN 10204 is required.

NOTE Some application standards, e.g. EN 1090-2, require particular inspection documents according to EN 10204.

Unless otherwise agreed upon steel grades of this standard are delivered with CE marking and they shall not only fulfil these technical delivery conditions but also the requirements of EN 10025-1.

It can be agreed upon at the time of enquiry and order to abstain from CE-marking, see Option 33, Clause 13, in this case EN 10025-1 does not apply.

See **Option 33**, Clause 13 (no application of CE-marking).

8.2 Content of inspection document

The inspection document shall include, in accordance with EN 10168, the following codes and/or information, where applicable:

- A commercial transactions and parties involved;
- B description of products to which the inspection document applies;
- C00-C03 identification of the sample, location of the sample, direction of the test pieces, test temperature;
- C10-C13 shape of the test piece, yield or proof strength, tensile strength, elongation after fracture;
- C40-C43 type of test piece, width of test piece, individual values, mean value;
- C70-C92 steelmaking process, chemical composition;
- D other tests;
- Z validation.

8.3 Tests to be carried out

8.3.1 The following tests shall be carried out:

- the heat analysis;
- the tensile test;
- the impact test with thickness limitations as specified in 9.2.3.3.

8.3.2 At the time of the order the following additional tests can be agreed upon (see also Clause 13):

- a) the product analysis, see 7.2.2 and **Option 2**, Clause 13;
- b) for all products the impact test at another temperature, see 7.3.2.2 and **Option 24**, Clause 13, or/and on transverse test pieces, see 7.3.2.3 and **Option 30**, Clause 13.

9 Frequency of testing and preparation of samples and test pieces

9.1 Frequency of testing

9.1.1 Chemical analysis

The heat analysis shall be determined once per cast. If a product analysis has been agreed upon at the time of enquiry and order, the purchaser shall specify the frequency if not once per cast.

9.1.2 Mechanical tests

The verification of the mechanical properties (tensile strength, yield strength, impact energy and elongation) shall be by test unit(s) from within each cast.

For verifying the mechanical properties the following test unit shall apply:

- 60 tonnes or part thereof;
- 80 tonnes or part thereof for heavy sections with a mass > 200 kg/m;
- 80 tonnes or part thereof for all sections if the mass of the cast exceeds 200 tonnes.

The test unit shall contain products of the same form, grade and quality and of the same thickness range as specified in Table 4 for the yield strength.

The following samples shall be taken from one sample product of each test unit:

- one sample for tensile testing;
- one sample sufficient for one set of six impact test pieces.

9.2 Preparation of samples and test pieces

9.2.1 Selection and preparation of samples for chemical analysis

The selection and preparation of samples for product analysis shall be in accordance with EN ISO 14284.

9.2.2 Location of samples and orientation of test pieces for mechanical tests

The samples shall be taken from any product of the test unit, from the location in the product as shown in Annex A.

Additionally for plates, sheet, wide strip and wide flats the samples shall be taken so that the axes of the test pieces are approximately midway between the edge and centre line of the products.

For wide strip and rod the sample shall be taken at an adequate distance from the end of the product.

For narrow strip (<600 mm wide) the sample shall be taken at an adequate distance from the end of the coil and at one third of the width.

9.2.3 Preparation of test pieces for mechanical tests

9.2.3.1 General

The requirements of EN ISO 377 shall apply.

9.2.3.2 Preparation of tensile test pieces

The requirements of EN ISO 6892-1 shall apply.

For flat products of nominal thickness > 30 mm a round test piece may be used with the longitudinal axis at $1/4$ thickness, if a testing machine with an adequate capacity is not available. In case of doubt or dispute, results on full thickness of the product will prevail.

NOTE For bars round test pieces are commonly used but other forms are not prohibited (see EN ISO 6892-1).

9.2.3.3 Preparation of impact test pieces

V-notch test pieces shall be machined and prepared in accordance with EN ISO 148-1. In addition the following requirements apply:

a) flat products:

- for nominal thicknesses $12 < t < 40$ mm, standard $10 \text{ mm} \times 10 \text{ mm}$ test pieces shall be machined in such a way that one side is not further away than 2 mm from a rolled surface, for nominal thicknesses ≥ 40 mm impact test pieces shall be taken from $1/4t$ position for plates;
- for nominal thicknesses ≤ 12 mm, when test pieces with reduced widths are used, the largest width possible has to be chosen;
- for nominal thickness < 6 mm no impact tests are required;

b) sections:

- for nominal thicknesses $12 < t < 150$ mm, standard $10 \text{ mm} \times 10 \text{ mm}$ test pieces shall be machined in such a way that one side is not further away than 2 mm from a rolled surface;
- for nominal thicknesses ≤ 12 mm, when test pieces with reduced widths are used, the largest width possible has to be chosen;
- for nominal thickness < 6 mm no impact tests are required;

c) bars and rod:

- for nominal diameter ≥ 16 mm (round cross section) or nominal thickness ≥ 12 mm (rectangular cross section), standard $10 \text{ mm} \times 10 \text{ mm}$ test pieces shall be machined;
- for nominal diameter < 16 mm (round cross section) or nominal thickness < 12 mm (rectangular cross section) no impact tests are required.

9.3 Identification of samples and test pieces

Samples and test pieces shall be marked so that the original products and their location and orientation in the product are known.

10 Test methods

10.1 Chemical analysis

Test methods shall be in accordance with EN 10315, EN ISO 15350 or CR 10320 depending on the elements to be analysed and their content. The choice of a suitable physical or chemical analytical method for the analysis shall be at the discretion of the manufacturer. In case of dispute, the method used shall be agreed upon taking into account CEN/TR 10261.

For the heat analysis the manufacturer shall report values of all elements defined in Table 1 for the steel grade concerned for each cast as well as of the elements for determining the carbon equivalent value.

For the product analysis, if not otherwise agreed upon, the manufacturer shall report values of all elements defined in Table 2 for the steel grade concerned, see Option 2, Clause 13.

10.2 Mechanical tests

10.2.1 Tensile test

The tensile test shall be carried out in accordance with EN ISO 6892-1. The manufacturer may choose between method A or B specified in EN ISO 6892-1 for the tensile test.

For the specified yield strength the upper yield strength (R_{eH}) shall be determined.

If a yield phenomenon is not present, the 0,2 % proof strength ($R_{p0,2}$) shall be determined.

Test pieces may be non-proportional but in cases of dispute proportional test pieces having a gauge length $L_0 = 5,65 \sqrt{S_0}$ shall be used.

For flat products with a nominal thickness < 3 mm the test pieces shall always have a gauge length $L_0 = 80$ mm and a width of 20 mm (test piece number 2 EN ISO 6892-1:2016, Annex B).

For normal testing, for reasons of economy, test pieces of a constant measuring length may be used provided the result obtained for elongation after fracture is converted by the formula in EN ISO 2566-1.

10.2.2 Impact test

The impact test shall be carried out in accordance with EN ISO 148-1 on V-notch specimen using 2 mm striker.

The average value of the three test results shall meet the specified requirement. One individual value may be below the minimum average value specified, provided that it is not less than 70 % of that value.

Three additional test pieces shall be taken from the same sample in accordance with 9.1.2 and tested in any one of the following cases:

- if the average of three impact values is lower than the minimum average value specified;
- if the average value meets the specified requirement, but two individual values are lower than the minimum average value specified;
- if any one value is lower than 70 % of the minimum average value specified.

The average value of the six tests shall be not less than the minimum average value specified. Not more than two of the individual values may be lower than the minimum average value specified and not more than one may be lower than 70 % of this value.

10.3 Ultrasonic testing

If specified at the time of the order (see 7.6) ultrasonic testing shall be carried out:

- for flat products in nominal thicknesses ≥ 6 mm, except for hot rolled strip and plate cut from strip in accordance with EN 10160;
- for H beams with parallel flanges and IPE beams in accordance with EN 10306;
- for bars in accordance with EN 10308.

10.4 Retests

The retests shall be in accordance with EN 10021.

In the case of strip and rod, retests on a rejected coil shall be carried out after the cutting of an additional longitudinal section of sufficient length to remove the coil end effect with a maximum of 20 m.

11 Marking, labelling, packaging

11.1 The products shall be legibly marked using methods such as painting, stamping, laser marking, bar coding, durable adhesive labels or attached tags with the following:

- the grade, the quality and if applicable the delivery condition indicated by its abridged designation;
- a number by which the cast and if applicable the sample can be identified;
- the manufacturer's name or trademark.

The type of marking may be specified at the time of the order.

See **Option 10**, Clause 13 (special type of marking).

NOTE 1 Where the option for hot dip galvanizing is chosen (see Clause 13), the marking methods and materials used can be agreed upon in order to avoid interference with preparation for hot dip galvanizing (see EN ISO 14713-2).

The mark of the external inspection representative may be marked (where applicable).

NOTE 2 This depends on the type of inspection document (see 8.1).

In addition if specified at the time of the order there shall be either no die stamping or only die stamping in positions indicated by the purchaser.

See **Option 31**, Clause 13 (Die stamping not allowed or at special position).

11.2 Marking shall be at a position close to one end of each product or on the end cut face at the manufacturer's discretion.

11.3 Where products are supplied in securely tied bundles the marking shall be on a label attached to the bundle or on the top product of the bundle.

12 Complaints

Any complaints shall be dealt with in accordance with EN 10021.

13 Options

A list of options for parts 2 to 6 is given in Annex B for information. The following options (see 5.2) apply for this part:

- 1 The steel making process shall be indicated (see 6.1).
- 2 Product analysis shall be carried out; the number of samples shall be as agreed upon (see 7.2.2 and 9.1.1).
- 4 Products shall comply with one of the improved properties perpendicular to the surface of EN 10164 (see 7.3.3).
- 5 The product shall have a chemical composition required for hot-dip zinc-coating (see 7.4.3).
- 6 For flat products in nominal thickness ≥ 6 mm, except for hot rolled strip and plate cut from strip, the freedom from internal defects shall be verified in accordance with EN 10160 (see 7.6 and 10.3).
- 7 For H beams with parallel flanges and IPE beams the freedom from internal defects shall be verified in accordance with EN 10306 (see 7.6 and 10.3).
- 8 For bars the freedom from internal defects shall be verified in accordance with EN 10308 (see 7.6 and 10.3).
- 10 The type of marking required (see Clause 11).
- 11 Sheet, plate, strip and wide flats with a nominal thickness ≤ 16 mm shall be suitable for flanging without cracking (see 7.4.2.3.2).
- 12 Plate, sheet and strip with nominal thickness ≤ 8 mm shall be suitable for the production of sections by cold rolling with bend radii given in 7.4.2.3.2 (see 7.4.2.3.3).
- 13 For flat products out of each parent plate or coil the impact properties only shall be verified (see 7.3.2.4).
- 14 For flat products out of each parent plate or coil the impact properties and the tensile properties shall be verified (see 7.3.2.4).
- 15 For plates and wide flats the permissible surface discontinuities and for the repair of surface defects by grinding and/or welding another class than class A, subclass 1 of EN 10163-2 applies (see 7.5.2).
- 16 For sections the permissible surface discontinuities and for the repair of surface defects by grinding and/or welding another class than class C, subclass 1 of EN 10163-3 applies (see 7.5.3).
- 17 For bars and rods the permissible surface discontinuities and for the repair of surface defects by grinding and/or welding another class than class A of EN ISO 9443 applies (see 7.5.4).
- 18 For hot rolled plates other tolerances than class A of EN 10029 apply (see 7.7.1).
- 24 At which temperature the impact properties shall be verified (see 7.3.2.2 and 8.3.2).
- 30 The impact properties shall be verified on transverse V-notch test pieces (see 7.3.2.3 and 8.3.2).
- 31 Die stamping is not allowed or the position for die stamping shall be as indicated by the purchaser (see Clause 11).
- 32 For some applications, e.g. for railways, a maximum S content of 0,010 % for heat analysis and 0,012 % for product analysis is required (see Tables 1 and 2, footnote b).
- 33 No application of CE-marking according to EN 10025-1, Annex ZA, and no application of assessment and verification of constancy of performance according to EN 10025-1, for products, which are not covered by the Construction Product Regulation.

- 34 For plates cut from continuously hot rolled strip thickness tolerances according to EN 10029 apply (see 7.7.1).

Botop Steel

Table 1 — Chemical composition of the heat analysis

Designation	Steel name	Steel number	C	Si	Mn	P	S	Nb	V	Al _{total}	Ti	Cr	Ni	Mo	Cu	N
			% max.	% max.	%	% max.	% max.	% max.	% max.	% min.	% max.	% max.	% max.	% max.	% max.	% max.
	S275N	1.0490	0,18	0,40	0,50 to 1,50	0,030	0,025	0,05	0,05	0,02	0,05	0,30	0,30	0,10	0,55	0,015
	S275NL	1.0491	0,16			0,025										
	S355N	1.0545	0,20	0,50	0,90 to 1,65	0,030	0,025	0,05	0,12	0,02	0,05	0,30	0,50	0,10	0,55	0,015
	S355NL	1.0546	0,18			0,025										
	S420N	1.8902	0,20	0,60	1,00 to 1,70	0,030	0,025	0,05	0,20	0,02	0,05	0,30	0,80	0,10	0,55	0,025
	S420NL	1.8912				0,025										
	S460N ^d	1.8901 ^d	0,20	0,60	1,00 to 1,70	0,030	0,025	0,05	0,20	0,02	0,05	0,30	0,80	0,10	0,55	0,025
	S460NL ^d	1.8903 ^d				0,025										

a For long products the P and S content can be 0,005 % higher.

b For some applications, e.g. for railways, a maximum S content of 0,010 % may be agreed upon at the time of the order, see **Option 32**, Clause 13.

c If sufficient other N-binding elements are present the minimum total Al content does not apply.

d $V + Nb + Ti \leq 0,22\%$ and $Mo + Cr \leq 0,30\%$.

Table 2 — Chemical composition of the product analysis based on Table 1

Designation	Steel name	Steel number	C	Si	Mn	P	S	Nb	V	Al _{total}	Ti	Cr	Ni	Mo	Cu	N
			% max.	% max.	%	% max.	% max.	% max.	% max.	% min.	% max.	% max.	% max.	% max.	% max.	% max.
S275N	S275NL	1.0490	0,20	0,45	0,45 to 1,60	0,035	0,030	0,06	0,07	0,015	0,06	0,35	0,35	0,13	0,60	0,017
		1.0491	0,18			0,030										
S355N	S355NL	1.0545	0,22	0,55	0,85 to 1,75	0,035	0,030	0,06	0,14	0,015	0,06	0,35	0,55	0,13	0,60	0,017
		1.0546	0,20			0,030	0,025									
S420N	S420NL	1.8902	0,22	0,65	0,95 to 1,80	0,035	0,030	0,06	0,22	0,015	0,06	0,35	0,85	0,13	0,60	0,027
		1.8912				0,030	0,025									
S460Nd	S460NLd	1.8901 d	0,22	0,65	0,95 to 1,80	0,035	0,030	0,06	0,22	0,015	0,06	0,35	0,85	0,13	0,60	0,027
		1.8903 d				0,030	0,025									

a For long products the P and S content can be 0,005 % higher.

b For some applications, e.g. for railways, a maximum S content of 0,012 % may be agreed upon at the time of the order. See **Option 32**, Clause 13.

c If sufficient other N-binding elements are present the minimum total Al content does not apply.

d $V + Nb + Ti \leq 0,26 \%$ and $Mo + Cr \leq 0,38 \%$.

Table 3 — Maximum CEV based on the heat analysis

Designation		Maximum CEV in % for nominal product thickness in mm		
Steel name	Steel number	≤ 63	> 63 ≤ 100	> 100 ≤ 250
S275N ^a	1.0490 ^a	0,40	0,40	0,42
S275NL ^a	1.0491 ^a			
S355N ^a	1.0545 ^a	0,43	0,45	0,45
S355NL ^a	1.0546 ^a			
S420N	1.8902	0,48	0,50	0,52
S420NL	1.8912			
S460N	1.8901	0,53	0,54	0,55
S460NL	1.8903			

^a Max. CEV is increased for **Option 5** (Clause 13), see 7.2.4.

Table 4 — Mechanical properties – Tensile test properties at room temperature

Designation		Minimum yield strength R_{eH}^a MPa Nominal thickness mm						Tensile strength R_m^a MPa Nominal thickness mm				Minimum percentage elongation after fracture ^a % $L_0 = 5,65 \sqrt{S_0}$ Nominal thickness mm						
Steel name	Steel number	≤ 16	> 16 ≤ 40	> 40 ≤ 63	> 63 ≤ 80	> 80 ≤ 100	> 100 ≤ 150	> 150 ≤ 200	> 200 ≤ 250	≤ 100	> 100 ≤ 200	> 200 ≤ 250	≤ 16	> 16 ≤ 40	> 40 ≤ 63	> 63 ≤ 80	> 80 ≤ 200	> 200 ≤ 250
S275N	1.0490	275	265	255	245	235	225	215	205	370 to 510	350 to 480	350 to 480	24	24	24	23	23	23
S275NL	1.0491																	
S355N	1.0545	355	345	335	325	315	295	285	275	470 to 630	450 to 600	450 to 600	22	22	22	21	21	21
S355NL	1.0546																	
S420N	1.8902	420	400	390	370	360	340	330	320	520 to 680	500 to 650	500 to 650	19	19	19	18	18	18
S420NL	1.8912																	
S460N	1.8901	460	440	430	410	400	380	370	370	540 to 720	530 to 710	510 to 690	17	17	17	17	17	16
S460NL	1.8903																	

^a For plate, strip and wide flats with widths ≥ 600 mm the direction transverse (t) to the rolling direction applies. For all other products the values apply for the direction parallel (l) to the rolling direction.

Table 5 — Mechanical properties - Impact energy KV_2 on longitudinal test pieces ^a

Designation		Minimum values of impact energy KV_2 in J at test temperatures, in °C						
Steel name	Steel number	+ 20	0	- 10	- 20	- 30	- 40	- 50
S275N	1.0490	55	47	43	40 ^b	-	-	-
S355N	1.0545							
S420N	1.8902							
S460N	1.8901							
S275NL	1.0491	63	55	51	47	40	31	27
S355NL	1.0546							
S420NL	1.8912							
S460NL	1.8903							
For subsized specimens the minimum values shall be reduced in direct proportion to the cross-sectional area of the test piece.								
^a Exceptions due to product size restrictions, 9.2.3.3.								
^b This value corresponds with 27 J at - 30 °C (see EN 1993-1-10).								

Table 6 — Mechanical properties - Impact energy KV_2 on transverse test pieces ^a (see Option 30)

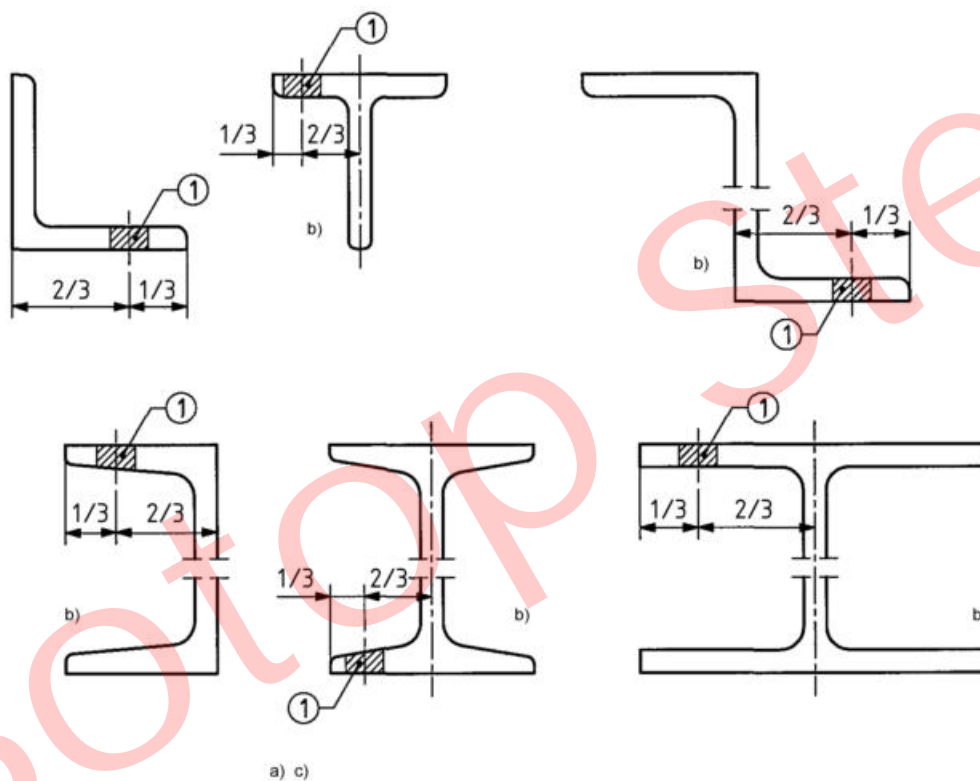
Designation		Minimum values of impact energy KV_2 in J at test temperatures, in °C						
Steel name	Steel number	+ 20	0	- 10	- 20	- 30	- 40	- 50
S275N	1.0490	31	27	24	20	-	-	-
S355N	1.0545							
S420N	1.8902							
S460N	1.8901							
S275NL	1.0491	40	34	30	27	23	20	16
S355NL	1.0546							
S420NL	1.8912							
S460NL	1.8903							
For subsized specimens the minimum values shall be reduced in direct proportion to the cross-sectional area of the test piece.								
^a Exceptions due to product size restrictions see 9.2.3.3.								

Annex A
(normative)

Locations of samples and test pieces

The following three categories of products are covered:

- sections (beams, channels, angles, T sections and Z sections) (Figure A.1);
- bars and rod (Figure A.2);
- flat products (Figure A.3).



Key

- 1 Location of the sample (s) in respect to the edge (s) of the product.^{c)}
- a) Usually the samples shall be taken from the flange location
- b) By agreement at the time of the order, the sample may be taken from the web, at a quarter of the total height
- c) Test pieces shall be taken from the sample in respect to the surface of the product as indicated in Figure A.3. Footnote d) of Figure A.3 does not apply for products covered by Figure A.1. For sections with inclined flanges, machining of the inclined surface shall be permitted in order to make it parallel to the other surface

Figure A.1 — Beams, channels, angles, T sections and Z sections

Dimensions in millimetres

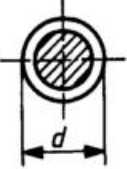
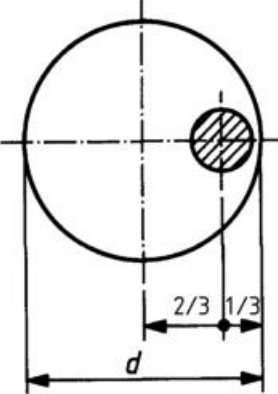
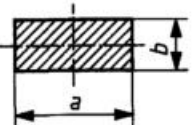
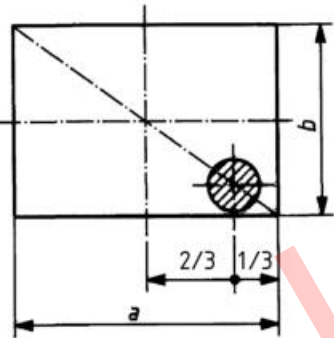
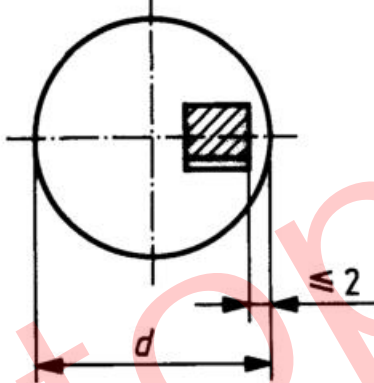
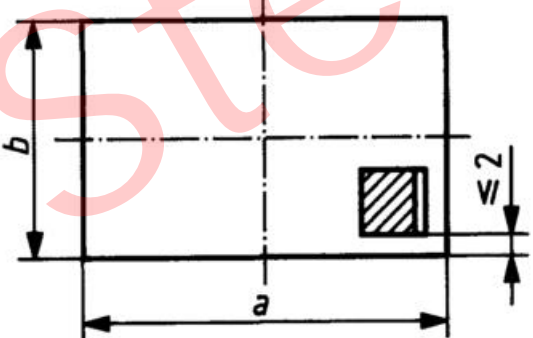
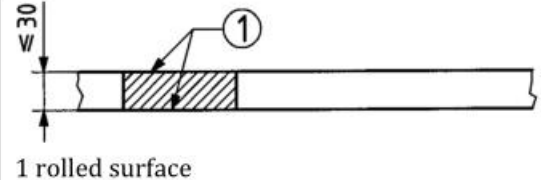
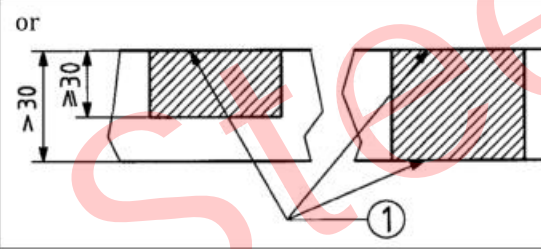
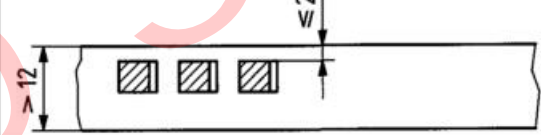
Type of test	Products with round cross-section	Products with rectangular cross-section
Tensile ^a	<div style="display: flex; justify-content: space-around;"> <div style="text-align: center;"> <p>$d \leq 25$ ^a</p>  </div> <div style="text-align: center;"> <p>$d > 25$ ^b</p>  </div> </div>	<div style="display: flex; justify-content: space-around;"> <div style="text-align: center;"> <p>$b \leq 25$ ^a</p>  </div> <div style="text-align: center;"> <p>$b > 25$ ^b</p>  </div> </div>
Impact ^c	<p style="text-align: center;">$d \geq 16$</p>  <p style="text-align: center;">≤ 2</p>	<p style="text-align: center;">$b \geq 12$</p>  <p style="text-align: center;">≤ 2</p>
<p>^a For products with small dimensions (d or $b \leq 25$ mm) the test piece, if practical, shall consist of an un-machined full section of the product.</p> <p>^b For products of nominal diameter or thickness ≤ 40 mm the manufacturer may either apply: the rules specified for products of nominal diameter or thickness ≤ 25 mm, or take the test piece at a location nearer the centre than indicated in the figure.</p> <p>^c For products of round cross-section, the axis of the notch is perpendicular to axis of the product; for products with rectangular cross-section, the axis of the notch is perpendicular to the greatest rolled surface.</p>		

Figure A.2 — Bars and rod

Dimensions in millimetres

Type of test	Nominal thickness of product	Direction of the longitudinal axis of the test piece in relation to the principal direction of rolling for product nominal widths of		Distance of the test piece from the rolled surface
		< 600	≥ 600	
Tensile ^a	≤ 30	longitudinal	transverse	 <p>1 rolled surface</p>
	> 30			<p>or</p> 
Impact ^{b d}	> 12 ^c	longitudinal	longitudinal	

^a In case of dispute, for products of nominal thickness greater than or equal to 3 mm use proportional test pieces of gauge length $L_0 = 5,65 \sqrt{S_o}$, see 9.2.3.2 and 10.2.1.

^b The axis of the notch shall be perpendicular to the surface of the product.

^c For nominal thicknesses $t \leq 12$ mm see 9.2.3.3.

^d For products ordered according to EN 10025-3, EN 10025-4 and EN 10025-6 for nominal thickness $t \geq 40$ mm impact test pieces shall be taken from $\frac{1}{4} t$ position.

Figure A.3 — Flat products

Annex B
(informative)

List of Options of EN 10025-2 to –6

Table B.1 — List of Options in EN 10025-2 to –6

Number of Option	Options	Part 2	Part 3	Part 4	Part 5	Part 6
1	Details of manufacturing process	x	x	x	x	x
2	Product analysis	x	x	x	x	x
3	Verification of impact properties Part 2: for qualities JR Part 5: for qualities S355 class WP	x	-	-	x	
4	Deformation properties perpendicular to the surface	x	x	x	x	x
5	Chemical composition for hot dip zinc coating	x	x	x	-	x
6	Ultrasonic testing for flat products	x	x	x	x	x
7	Ultrasonic testing for sections	x	x	x	x	-
8	Ultrasonic testing for bars	x	x	x	x	-
9	-	-	-	-	-	-
10	Special type of marking	x	x	x	x	x
11	Flangeability without cracking Part 2: nominal thickness ≤ 30 mm Part 3: nominal thickness ≤ 16 mm Part 4: nominal thickness ≤ 12 mm Part 5: nominal thickness ≤ 20 mm Part 6: nominal thickness ≤ 16 mm	x	x	x	x	x
12	Roll forming of flat products	x	x	x	-	-
13	For flat products out of each parent plate or coil impact properties only to be verified. Part 2: for qualities J2 and K2 Part 3 and 4: for all qualities Part 5: for qualities J2, J4, J5 and K2 Part 6: for each heat treatment unit and for all qualities	x	x	x	x	x
14	For flat products out of each parent plate or coil impact and tensile properties to be verified. Part 2: for qualities J2 and K2 Part 3 and 4: for all qualities Part 5: for qualities J2, J4, J5 and K2 Part 6: for each heat treatment unit and for all	x	x	x	x	x

Number of Option	Options	Part 2	Part 3	Part 4	Part 5	Part 6
	qualities					
15	Other surface class for plates and wide flats	x	x	x	x	x
16	Other surface class for sections	x	x	x	x	-
17	Other surface class for bars and rods	x	x	x	x	-
18	For plates other thickness tolerance than class A (EN 10029)	x	x	x	x	x
19	Special delivery condition: Part 2: +AR, +N or +M for long products and strip, +AR, +N for quarto plates Part 5: +AR, +N, +M	x	-	-	x	-
20	Cu alloyed	x	-	-	-	-
21	-	-	-	-	-	-
22	Drawing of bars	x	-	-	-	-
23	Certificate of compliance for S185	x	-	-	-	-
24	Agreement on another impact test temperature	-	x	x	-	x
25	Sample preparation for semi-finished products	x	-	-	-	-
26	Max. Carbon for sections thickness > 100 mm	x	-	-	-	-
27	Higher S-content for better machinability	x	-	-	-	-
28	Min. impact values for sections thickness > 100 mm	x	-	-	-	-
29	-	-	-	-	-	-
30	Impact properties verified on transverse test pieces	-	x	x	-	x
31	Die stamping not allowed or at special position	-	x	x	-	x
32	Max. S-content	-	x	x	-	-
33	No application of CE-marking	x	x	x	x	x
34	For plates cut from strip thickness tolerances according to EN 10029	x	x	x	x	x

Bibliography

- [1] EN 1090-2, *Execution of steel structures and aluminium structures — Part 2: Technical requirements for steel structures*
- [2] EN 1993-1-10, *Eurocode 3: Design of steel structures — Part 1-10: Material toughness and through-thickness properties*
- [3] EN 10162, *Cold rolled steel sections — Technical delivery conditions — Dimensional and cross-sectional tolerances*
- [4] CEN/TR 10261, *Iron and steel — European standards for the determination of chemical composition*
- [5] EN ISO 643, *Steels — Micrographic determination of the apparent grain size (ISO 643)*
- [6] EN ISO 1461, *Hot dip galvanized coatings on fabricated iron and steel articles — Specifications and test methods (ISO 1461)*

British Standards Institution (BSI)

BSI is the national body responsible for preparing British Standards and other standards-related publications, information and services.

BSI is incorporated by Royal Charter. British Standards and other standardization products are published by BSI Standards Limited.

About us

We bring together business, industry, government, consumers, innovators and others to shape their combined experience and expertise into standards-based solutions.

The knowledge embodied in our standards has been carefully assembled in a dependable format and refined through our open consultation process. Organizations of all sizes and across all sectors choose standards to help them achieve their goals.

Information on standards

We can provide you with the knowledge that your organization needs to succeed. Find out more about British Standards by visiting our website at bsigroup.com/standards or contacting our Customer Services team or Knowledge Centre.

Buying standards

You can buy and download PDF versions of BSI publications, including British and adopted European and international standards, through our website at bsigroup.com/shop, where hard copies can also be purchased.

If you need international and foreign standards from other Standards Development Organizations, hard copies can be ordered from our Customer Services team.

Copyright in BSI publications

All the content in BSI publications, including British Standards, is the property of and copyrighted by BSI or some person or entity that owns copyright in the information used (such as the international standardization bodies) and has formally licensed such information to BSI for commercial publication and use.

Save for the provisions below, you may not transfer, share or disseminate any portion of the standard to any other person. You may not adapt, distribute, commercially exploit or publicly display the standard or any portion thereof in any manner whatsoever without BSI's prior written consent.

Storing and using standards

Standards purchased in soft copy format:

- A British Standard purchased in soft copy format is licensed to a sole named user for personal or internal company use only.
- The standard may be stored on more than one device provided that it is accessible by the sole named user only and that only one copy is accessed at any one time.
- A single paper copy may be printed for personal or internal company use only.

Standards purchased in hard copy format:

- A British Standard purchased in hard copy format is for personal or internal company use only.
- It may not be further reproduced – in any format – to create an additional copy. This includes scanning of the document.

If you need more than one copy of the document, or if you wish to share the document on an internal network, you can save money by choosing a subscription product (see 'Subscriptions').

Reproducing extracts

For permission to reproduce content from BSI publications contact the BSI Copyright and Licensing team.

Subscriptions

Our range of subscription services are designed to make using standards easier for you. For further information on our subscription products go to bsigroup.com/subscriptions.

With **British Standards Online (BSOL)** you'll have instant access to over 55,000 British and adopted European and international standards from your desktop. It's available 24/7 and is refreshed daily so you'll always be up to date.

You can keep in touch with standards developments and receive substantial discounts on the purchase price of standards, both in single copy and subscription format, by becoming a **BSI Subscribing Member**.

PLUS is an updating service exclusive to BSI Subscribing Members. You will automatically receive the latest hard copy of your standards when they're revised or replaced.

To find out more about becoming a BSI Subscribing Member and the benefits of membership, please visit bsigroup.com/shop.

With a **Multi-User Network Licence (MUNL)** you are able to host standards publications on your intranet. Licences can cover as few or as many users as you wish. With updates supplied as soon as they're available, you can be sure your documentation is current. For further information, email cservices@bsigroup.com.

Revisions

Our British Standards and other publications are updated by amendment or revision.

We continually improve the quality of our products and services to benefit your business. If you find an inaccuracy or ambiguity within a British Standard or other BSI publication please inform the Knowledge Centre.

Useful Contacts

Customer Services

Tel: +44 345 086 9001

Email: cservices@bsigroup.com

Subscriptions

Tel: +44 345 086 9001

Email: subscriptions@bsigroup.com

Knowledge Centre

Tel: +44 20 8996 7004

Email: knowledgecentre@bsigroup.com

Copyright & Licensing

Tel: +44 20 8996 7070

Email: copyright@bsigroup.com

BSI Group Headquarters

389 Chiswick High Road London W4 4AL UK

bsi.

<https://www.botopsteelpipe.com>